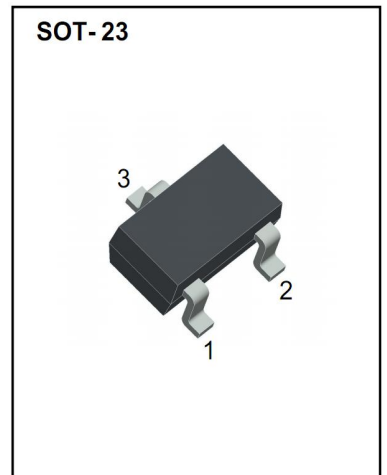




BAT54/A/C/S Schottky Barrier Diodes

FEATURES:

- High Conductance
- Fast Switching Speed
- For General Purpose Switching Applications
- Surface Mount Package Ideally Suited for Automatic Insertion



BAT54	BAT54A	BAT54C	BAT54S
MARKING: KL1	MARKING: KL2	MARKING: KL3	MARKING: KL4

Solid dot = Green molding compound device, if none, the normal device.

Maximum ratings (@Ta=25°C)

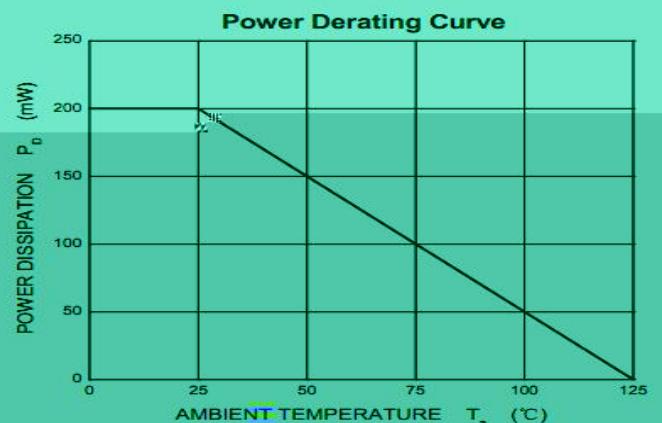
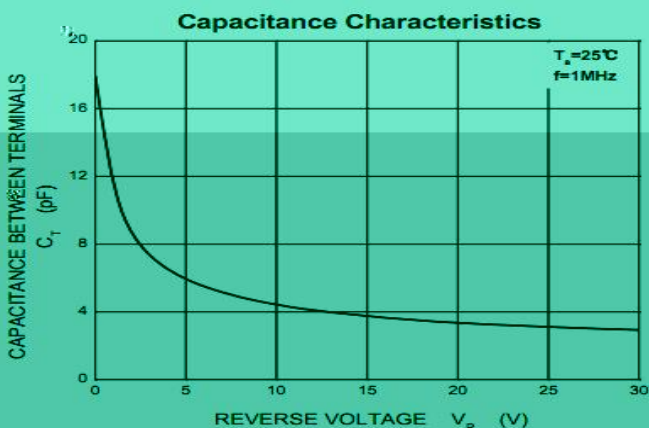
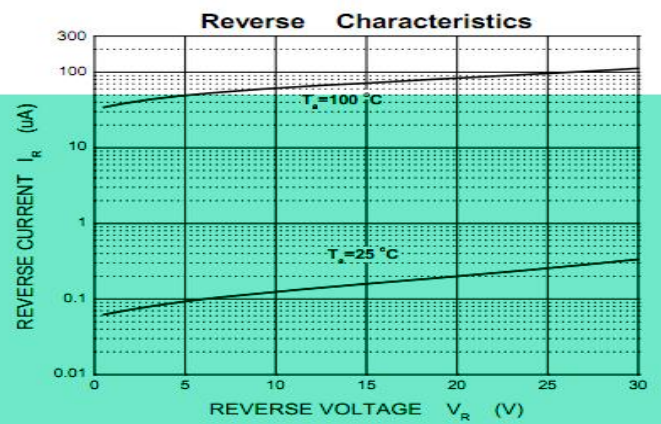
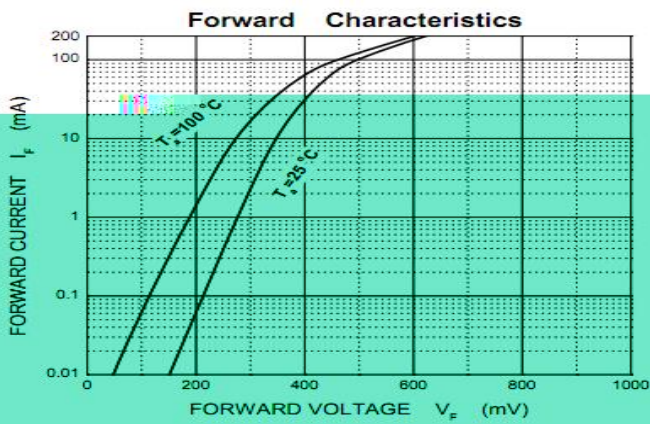
Parameter	Symbol	Limit	Unit
	VRRM		
	VRWM		
	VR		
	IFM		
	IFSM		
	IFRM		
	PD		
	RθJA		°C
	TJ		°C
	TSTG		°C



Electrical Characteristics (@Ta=25°C unless otherwise specified)

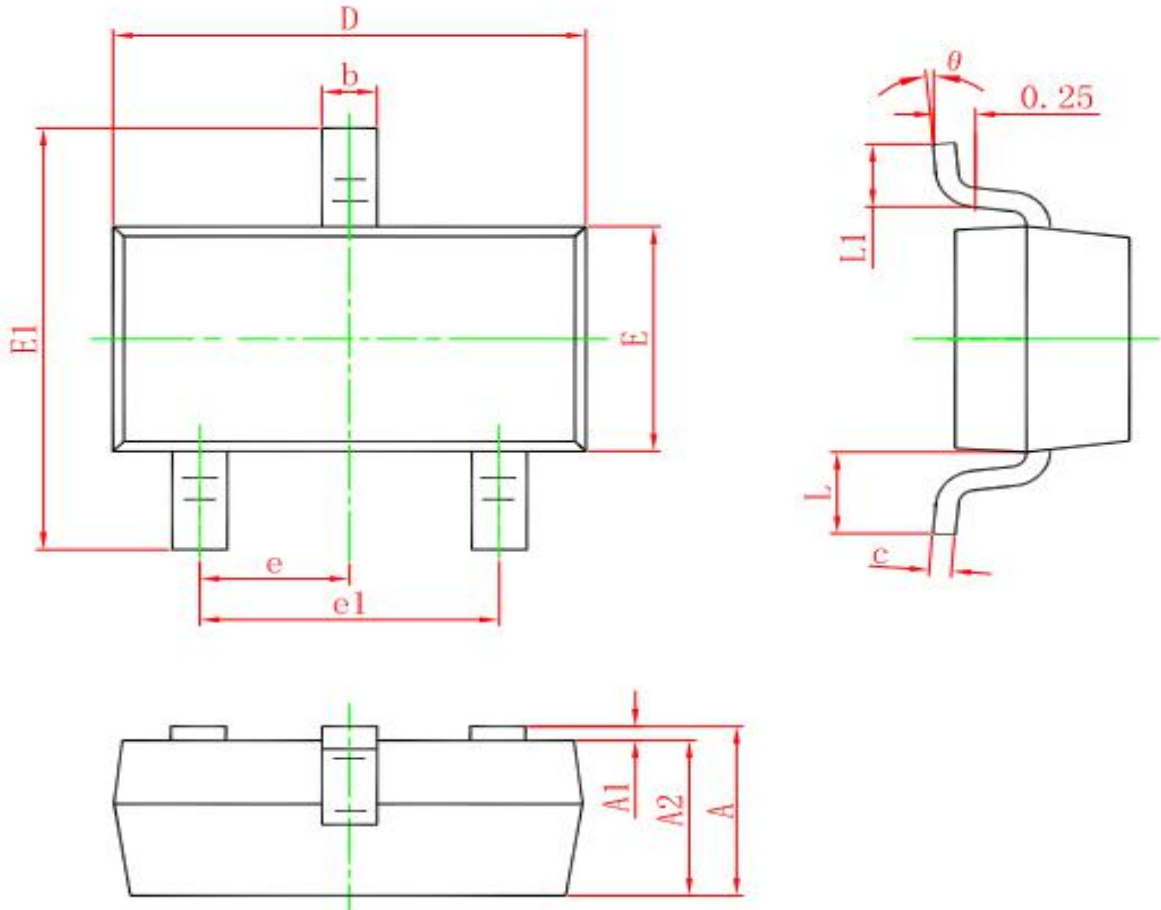
Parameter	Symbol	Test Condition	Min	Typ	Max	Unit
	V(BR)					
	VF1					
	VF2					
	VF3					
	VF4					
	VF5					
	IR					
	Ctot					
	t _{rr}					Ω

Typical Characteristics





SOT-23 PACKAGE OUTLINE DIMENSIONS



Symbol	Dimensions In Millimeters		Dimensions In Inches	
	Min.	Max.	Min.	Max.
A	0.900	1.150	0.035	0.045
A1	0.000	0.100	0.000	0.004
A2	0.900	1.050	0.035	0.041
b	0.300	0.500	0.012	0.020
c	0.080	0.150	0.003	0.006
D	2.800	3.000	0.110	0.118
E	1.200	1.400	0.047	0.055
E1	2.250	2.550	0.089	0.100
e	0.950 TYP.		0.037 TYP.	
e1	1.800	2.000	0.071	0.079
L	0.550 REF.		0.022 REF.	
L1	0.300	0.500	0.012	0.020
theta	0°	8°	0°	8°